

CLEANENERGY

CREDIT UNION

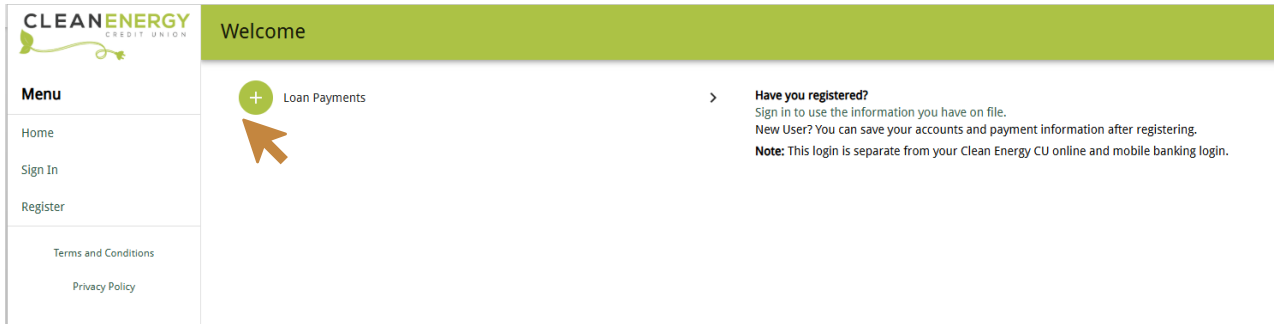


Loan Payment Portal Guide

You can use the loan portal to make payments to your loan via debit or credit card, get caught up on past due payments or make a one-time payment with a different account from the one you regularly make your monthly payments from.

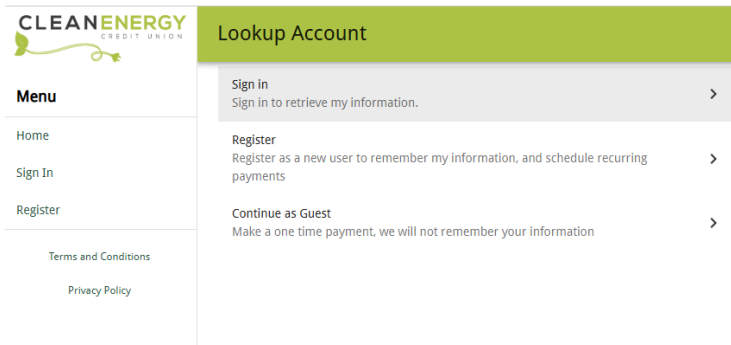
Set Up Step 1: Visit our Portal

- Visit the portal from our website or via this link: <https://payments.mwamplifi.com/v2/c/270/>
- Click the plus button to start the process.



Set Up Step 2:

- If you are a new user, you can choose to “register” or “continue as guest”.



If you choose to register, you will be asked to fill out further details:

Register

Account Info

Input your information to register for an account. Passwords must be at least 8 characters long and contain a lowercase letter, an uppercase letter, and a number or symbol.

Username*

Username is required

Password*

Confirm Password*

Contact Info

Name*

Email Address*

Work / Home Phone*

Mobile Phone

Address*

City*

State*

Zip Code*

REGISTER ACCOUNT

Set Up Step 3: Find Your Loan Account

- Enter your loan account information – this will be a combination of your member number + loan number which can be found on your example, (see below) or you can reach out to our team via phone or secure chat.

Ex: For the loan below, you would enter 1000000-0000

CLEANENERGY CREDIT UNION
 PO Box 4233
 Englewood, CO 80155

November 2024
 Reporting Activity 11/01 - 11/30 Page 1 of 2
 Member Number: 1000000

Managing Your Accounts

- Phone Number: (720) 479-7900
- Customer Service: info@cleanenergycu.org
- Online Banking Access: www.cleanenergycu.org
- Mailing Address: PO Box 4233, Englewood, CO 80155

Summary of My Accounts

Account Type	Account Number	Ending Balance
Solar Loan	0000	\$9,290.61

- Enter the primary borrower’s date of birth.
- Click the “Add Loan” button

CLEANENERGY CREDIT UNION

Accounts

1 Account Select — 2 Payment Method — 3 Payment Amount — 4 Contact Information — 5 Payment Confirmation — 6 Payment Receipt

Account Number (Member Number-Suffix; include dash)

Primary Borrower's Birthdate MM/DD/YYYY*

ADD LOAN

You have the following loan accounts:

No loan accounts have been added to your session. Enter your loan account information to continue.

SELECT LOAN

Have you registered?
 Sign in to use the information you have on file.
 New User? You can save your accounts and payment information after registering.
Note: This login is separate from your Clean Energy CU online and mobile banking login.

Input your account information to add a new loan OR choose "Select Account" to continue to payment options.

- Your loan information will populate along with a “Select Payment Method” button

CLEANENERGY CREDIT UNION

Accounts

1 Account Select — 2 Payment Method — 3 Payment Amount — 4 Contact Information — 5 Payment Confirmation — 6 Payment Receipt

Account Number (Member Number-Suffix; include dash)
 112230-1050 MATTHEW LUDLUM 100000-1050 John Doe

Primary Borrower's Birthdate MM/DD/YYYY*
 \$139.00 Due on 12/12/2024 \$100.00 Due on 01/01/2025

ADD LOAN

You have the following loan accounts:

SELECT PAYMENT METHOD

Have you registered?
 Sign in to use the information you have on file.
 New User? You can save your accounts and payment information after registering.
Note: This login is separate from your Clean Energy CU online and mobile banking login.

Input your account information to add a new loan OR choose "Select Account" to continue to payment options.

Set Up Step 4: Add Payment Information

- Click the “Select Payment Method” button.
- Select the method you’d like to use for payment and enter details.

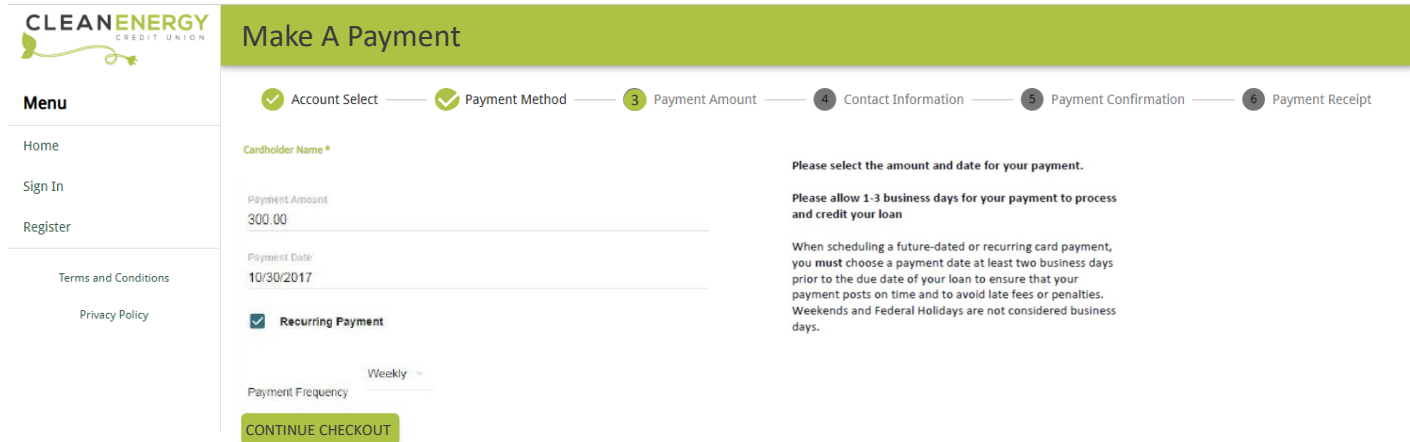
- If you’d like to pay via a debit or credit card, select “New Credit or Debit Card”

A convenience fee will be charged when paying via credit/debit card. Fee details:

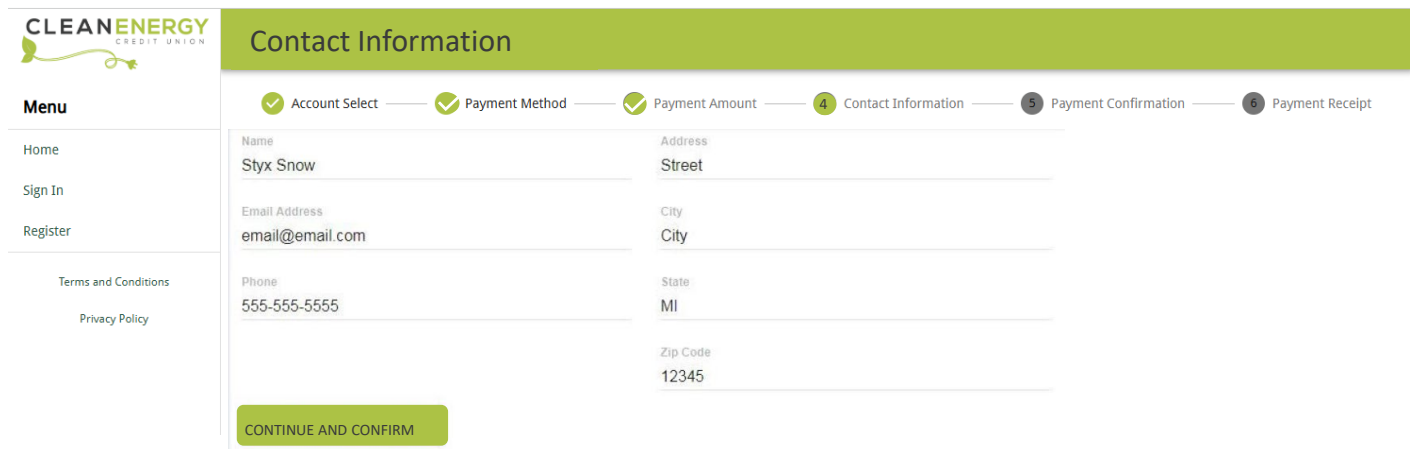
Payment Amount	Fee
\$0 - \$500.00	\$15
\$500.01-\$1000.00	\$30
\$1000.01-\$1500.00	\$45
\$1500.01-2000.00	\$60
\$2000.01-\$2500.00	\$75

- If you’d like pay via an electronic transfer from an external bank account, select “ACH” and enter the requested details:

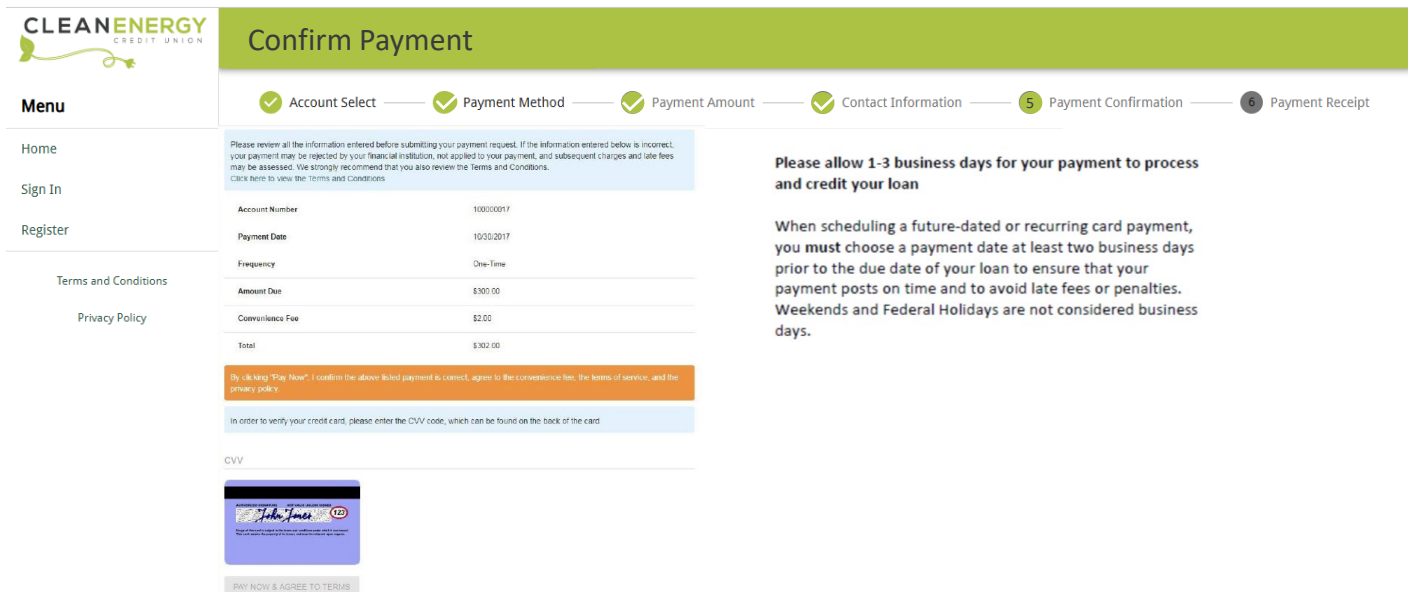
- Add in your payment amount, payment date, and, if this is a recurring payment, how often you would like the payment to be made.
- Select continue checkout



- You will be asked to confirm your contact information. If you chose to register, the information auto-fill on this page. If any information is incorrect, it can be changed on this screen. When the information is correct, click the continue and confirm button.



- Confirm your payment.



Once your payment is confirmed a receipt will generate and your payment will process within 1-3 days.



Financing the Clean Energy Movement

We are here to help!

Phone: 720-479-7900

Email: info@cleanenergycu.org

Website: cleanenergycu.org